

# CERTIFICATE OF ANALYSIS

## ISO/IEC 17025:2017 ACCREDITATION #103104



Order #: 36737  
 Order Name: Full Spectrum  
 3500 Peppermint  
 Batch#: 1919J  
 Received: 09/24/2019  
 Completed: 10/01/2019



### Sample



N/D D9-THC	14.974% Total CBD
3,761.6 mg Cannabinoids per Unit	3,720.0 mg CBD per Unit

### Cannabinoids Test

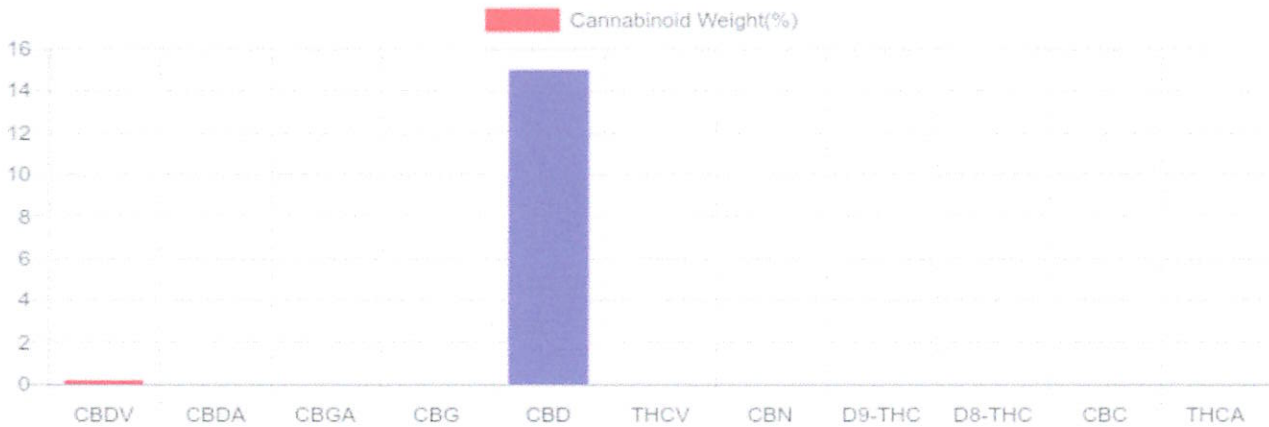
SHIMADZU INTEGRATED UPLC-PDA  
 GSL SOP 400

PREPARED: 09/24/2019 20:12:34

UPLOADED: 09/25/2019 12:22:35

Cannabinoids	LOQ	weight(%)	mg/g	mg/Unit
D9-THC	10 PPM	N/D	N/D	N/D
THCA	10 PPM	N/D	N/D	N/D
CBD	10 PPM	14.974%	149.741	3,720.0
CBDA	20 PPM	N/D	N/D	N/D
CBDV	20 PPM	0.167%	1.674	41.6
CBC	10 PPM	N/D	N/D	N/D
CBN	10 PPM	N/D	N/D	N/D
CBG	10 PPM	N/D	N/D	N/D
CBGA	20 PPM	N/D	N/D	N/D
D8-THC	10 PPM	N/D	N/D	N/D
THCV	10 PPM	N/D	N/D	N/D
TOTAL D9-THC		N/D	N/D	N/D
TOTAL CBD*		14.974%	149.741	3,720.0
TOTAL CANNABINOIDS		15.141%	151.415	3,761.6

1 Unit = 27.3 ml per Unit x density (.91) x Cannabinoid concentration



Reporting Limit 10 ppm  
 \*Total CBD = CBD + CBDA x 0.877  
 N/D - Not Detected, B/LOQ - Below Limit of Quantification



4001 SW 47th Avenue Suite 208  
 Davie, FL 33314  
 1-833-TEST-CBD  
 info@greenscientificlabs.com



Dr. Andrew Hall, Ph.D., CSO & Lab Director

Green Scientific Labs uses its best efforts to deliver high quality results and to verify that the data contained therein are based on sound scientific judgment and levels listed are guidelines only and all data was reported based on standard laboratory procedures and deviations. However Green Scientific Labs makes no warranties or claims to that effect and further shall not be liable for any damage or misrepresentation that may result from the use or misuse of the data contained herein in any way. Further, Green Scientific Labs makes no claims regarding representations of the analyzed sample to the larger batch from which it was taken. Data and information in this report are intended solely for the individual(s) for whom samples were submitted and as part of our strict confidentiality policy, Green Scientific Labs can only discuss results with the original client of record.

# CERTIFICATE OF ANALYSIS

## ISO/IEC 17025:2017 ACCREDITATION #103104



Order #: 36737  
Order Name: Full Spectrum  
3500 Peppermint  
Batch#: 1919J  
Received: 09/24/2019  
Completed: 10/01/2019



### TERPENES: TOTAL (0.000%)

Headspace GCMS - Shimadzu GCMS QP2020 with HS20

GSL SOP 404  
Prepared: 09/24/2019 22:04:28  
Uploaded: 09/25/2019 15:36:47

Terpene	Results (%)	LOQ (%)	LOD (%)
---------	-------------	---------	---------

### Terpenes Breakdown

### Top Terpenes Results:



### Tested for but not present:

ALPHA-PINENE, CAMPHENE, BETA-MYRCENE, BETA-PINENE, 3-CARENE, ALPHA-TERPINENE, TRANS-BETA-OCIMENE, LIMONENE, P-CYMENE, CIS-BETA-OCIMENE, EUCALYPTOL, GAMMA-TERPINENE, TERPINOLENE, LINALOOL, ISOPULEGOL, GERANIOL, CARYOPHYLLENE, HUMULENE, CIS-NEROLIDOL, TRANS-NEROLIDOL, GUAJOL, CARYOPHYLLENE OXIDE, ALPHA-BISABOLOL



4001 SW 47th Avenue Suite 208  
Davie, FL 33314  
1-833-TEST-CBD  
info@greenscientificlabs.com



Dr. Andrew Hall, Ph.D., CSO & Lab Director

Green Scientific Labs uses its best efforts to deliver high quality results and to verify that the data contained therein are based on sound scientific judgment and levels listed are guidelines only and all data was reported based on standard laboratory procedures and deviations. However Green Scientific Labs makes no warranties or claims to that effect and further shall not be liable for any damage or misrepresentation that may result from the use or misuse of the data contained herein in any way. Further, Green Scientific Labs makes no claims regarding representations of the analyzed sample to the larger batch from which it was taken. Data and information in this report are intended solely for the individual(s) for whom samples were submitted and as part of our strict confidentiality policy, Green Scientific Labs can only discuss results with the original client of record.

# CERTIFICATE OF ANALYSIS

## ISO/IEC 17025:2017 ACCREDITATION #103104



Order #: 36737  
 Order Name: Full Spectrum  
 3500 Peppermint  
 Batch#: 1919J  
 Received: 09/24/2019  
 Completed: 10/01/2019



### Microbial Analysis:

Microbial Analysis GSL SOP 406

Uploaded: 10/01/2019 20:49:35

PCR - Agilent AriaMX

Test	Test Method Used	Device Used	LOD	Allowable Criteria	Actual Result	Pass/Fail
STEC E.COLI*	USP 61/62†	ARIAMX PCR	2 COPIES OF DNA	PRESENCE / ABSENT	BELOW LOD	PASS
SALMONELLA*	USP 61/62†	ARIAMX PCR	5 COPIES OF DNA	PRESENCE / ABSENT	BELOW LOD	PASS
ASPERGILLUS	USP 61/62†	ARIAMX PCR	ASP_LOD***	PRESENCE / ABSENT	BELOW LOD	PASS
YEAST AND MOLD	USP 61/62†	ARIAMX PCR	363.05518 CFU/G**	1,000	BELOW THRESHOLD	PASS
TOTAL AEROBIC BACTERIA	USP 61/62†	ARIAMX PCR	0.25316 CFU/G**	10,000	BELOW THRESHOLD	PASS
COLIFORM	USP 61/62†	ARIAMX PCR	3.41539 CFU/G**	100	BELOW THRESHOLD	PASS
ENTEROBACTERIACEAE	USP 61/62†	ARIAMX PCR	0.32951 CFU/G**	100	BELOW THRESHOLD	PASS

† USP 61 (enumeration of bacteria TAC, TYM, and ENT/Coliform), USP 62 (identifying specific species E.coli Aspergillus etc)

\* STEC and Salmonella run as Multiplex

\*\* CFU/g Calculation based on Select Category Type Gummy MIP/Extract Flower matrix

\*\*\* Flavus = 2 Copies of DNA / Fumigatis = 2 Copies of DNA Niger = 20 Copies of DNA / Terrus = 10 copies of DNA



4001 SW 47th Avenue Suite 208  
 Davie, FL 33314  
 1-833-TEST-CBD  
 info@greenscientificlabs.com



Accreditation #103104



Dr. Andrew Hall, Ph.D., CSO & Lab Director

Green Scientific Labs uses its best efforts to deliver high quality results and to verify that the data contained therein are based on sound scientific judgment and levels listed are guidelines only and all data was reported based on standard laboratory procedures and deviations. However Green Scientific Labs makes no warranties or claims to that effect and further shall not be liable for any damage or misrepresentation that may result from the use or misuse of the data contained herein in any way. Further, Green Scientific Labs makes no claims regarding representations of the analyzed sample to the larger batch from which it was taken. Data and information in this report are intended solely for the individual(s) for whom samples were submitted and as part of our strict confidentiality policy, Green Scientific Labs can only discuss results with the original client of record.



# CERTIFICATE OF ANALYSIS



Order #: 34490  
 Order Name: Full Spectrum  
 3500 Peppermint  
 Batch#: Lot 1906H  
 Received: 08/07/2019  
 Completed: 08/20/2019



## Sample



**N/D**  
D9-THC

**13.988%**  
Total CBD

**3,498.5 mg**  
Cannabinoids per  
tincture

**3,475.0 mg**  
CBD per  
tincture

1 tincture = 27.3 grams per tincture x  
Cannabinoid concentration

## Cannabinoids Test

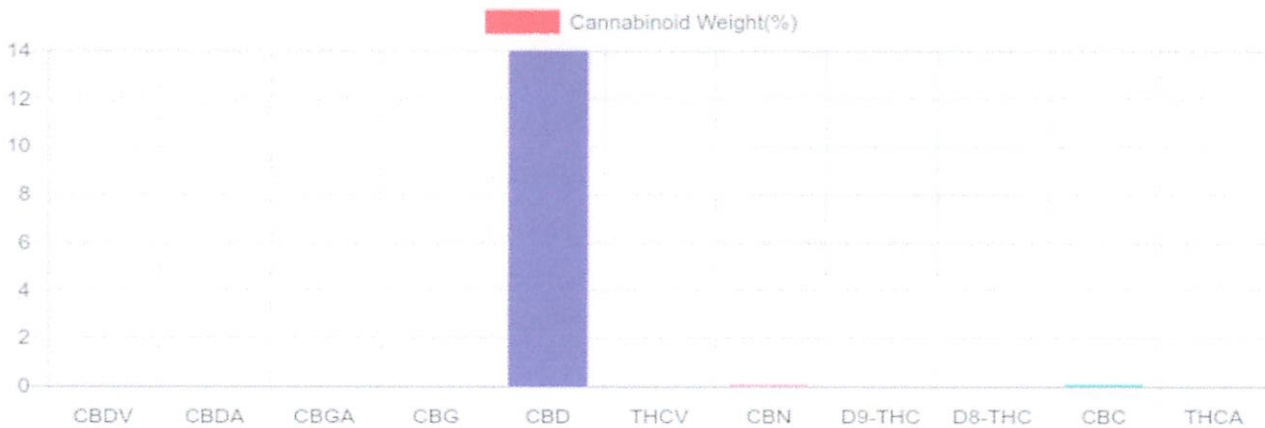
SHIMADZU INTEGRATED UPLC-PDA  
 GSL SOP 400

PREPARED: 08/16/2019 16:22:11

UPLOADED: 08/19/2019 18:16:31

Cannabinoids	LOQ	weight(%)	mg/g	mg/tincture
D9-THC	10 PPM	N/D	N/D	N/D
THCA	10 PPM	N/D	N/D	N/D
CBD	10 PPM	13.988%	139.879	3,475.0
CBDA	20 PPM	N/D	N/D	N/D
CBDV	20 PPM	0.005%	0.047	1.2
CBC	10 PPM	0.067%	0.675	16.8
CBN	10 PPM	0.020%	0.197	4.9
CBG	10 PPM	0.003%	0.026	0.6
CBGA	20 PPM	N/D	N/D	N/D
D8-THC	10 PPM	N/D	N/D	N/D
THCV	10 PPM	N/D	N/D	N/D

TOTAL D9-THC	N/D	N/D	N/D
TOTAL CBD*	13.988%	139.879	3,475.0
TOTAL CANNABINOIDS	14.083%	140.824	3,498.5



Reporting Limit 10 ppm  
 \*Total CBD = CBD + CBDA x 0.877  
 N/D - Not Detected, B/LOQ - Below Limit of Quantification



4001 SW 47th Avenue Suite 207  
 Davie, FL 33314  
 1-833-TEST-CBD  
 info@greenscientificlabs.com



Dr. Andrew Hall, Ph.D., CSO & Lab Director

Green Scientific Labs uses its best efforts to deliver high quality results and to verify that the data contained therein are based on sound scientific judgment and levels listed are guidelines only and all data was reported based on standard laboratory procedures and deviations. However Green Scientific Labs makes no warranties or claims to that effect and further shall not be liable for any damage or misrepresentation that may result from the use or misuse of the data contained herein in any way. Further, Green Scientific Labs makes no claims regarding representations of the analyzed sample to the larger batch from which it was taken. Data and information in this report are intended solely for the individual(s) for whom samples were submitted and as part of our strict confidentiality policy, Green Scientific Labs can only discuss results with the original client of record.

# CERTIFICATE OF ANALYSIS



Order #: 34490  
 Order Name: Full Spectrum  
 3500 Peppermint  
 Batch#: Lot 1906H  
 Received: 08/07/2019  
 Completed: 08/20/2019



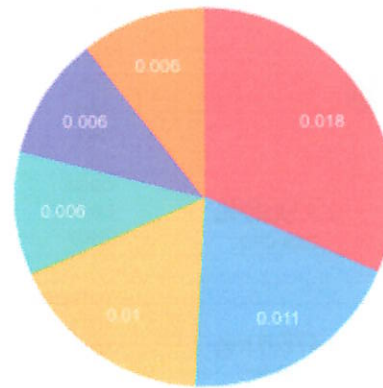
## TERPENES: TOTAL (0.057%)

Headspace GCMS - Shimadzu GCMS QP2020 with HS20

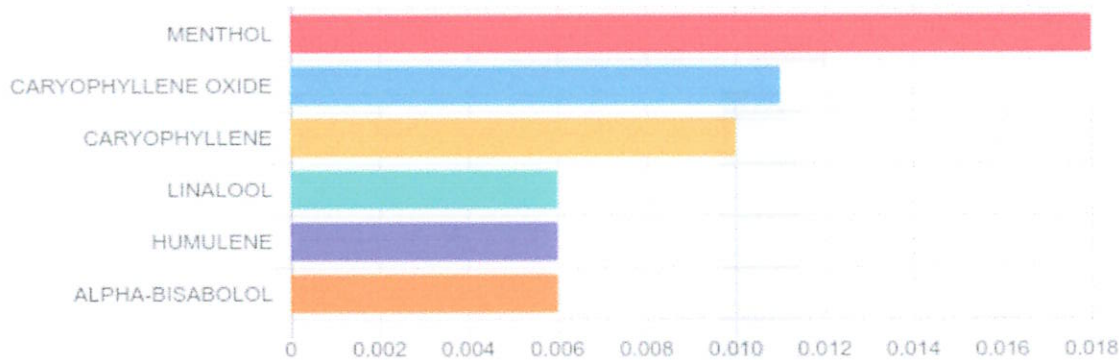
GSL SOP 404  
 Uploaded: 08/09/2019 16:36:04

Terpene	Results (%)	LOQ (%)	LOD (%)
ALPHA-BISABOLOL	B/LOQ	0.0067%	0.0063%
CARYOPHYLLENE	0.010%	0.0067%	0.0063%
CARYOPHYLLENE OXIDE	0.011%	0.0067%	0.0063%
HUMULENE	B/LOQ	0.0067%	0.0063%
LINALOOL	B/LOQ	0.0067%	0.0063%
MENTHOL	0.018%	0.0067%	0.0063%

## Terpenes Breakdown



## Top Terpenes Results:



## Tested for but not present:

ALPHA-PINENE, CAMPHENE, SABINENE, BETA-MYRCENE, BETA-PINENE, ALPHA-PHELLANDRENE, 3-CARENE, ALPHA-TERPINENE, TRANS-BETA-OCIMENE, LIMONENE, CIS-BETA-OCIMENE, EUCALYPTOL, GAMMA-TERPINENE, TERPINOLENE, SABINENE HYDRATE, FENCHONE, FENCHOL, ISOPULEGOL, CAMPHOR, ISOBORNEOL, BORNEOL, TERPINEOL (MIX OF ISOMERS), GAMMA-TERPINEOL, NEROL, GERANIOL, PULEGONE, GERANYL ACETATE, ALPHA-CEDRENE, VALENCENE, CIS-NEROLIDOL, TRANS-NEROLIDOL, GUAIOL, CEDROL



4001 SW 47th Avenue Suite 207  
 Davie, FL 33314  
 1-833-TEST-CBD  
 info@greenscientificlabs.com



Dr. Andrew Hall, Ph.D., CSO & Lab Director

Green Scientific Labs uses its best efforts to deliver high quality results and to verify that the data contained therein are based on sound scientific judgment and levels listed are guidelines only and all data was reported based on standard laboratory procedures and deviations. However Green Scientific Labs makes no warranties or claims to that effect and further shall not be liable for any damage or misrepresentation that may result from the use or misuse of the data contained herein in any way. Further, Green Scientific Labs makes no claims regarding representations of the analyzed sample to the larger batch from which it was taken. Data and information in this report are intended solely for the individual(s) for whom samples were submitted and as part of our strict confidentiality policy, Green Scientific Labs can only discuss results with the original client of record.

# CERTIFICATE OF ANALYSIS



Order #: 34490  
Order Name: Full Spectrum  
3500 Peppermint  
Batch#: Lot 1906H  
Received: 08/07/2019  
Completed: 08/20/2019



## Microbial Analysis:

Microbial Analysis GSL SOP 406

Uploaded: 08/11/2019 23:34:27

PCR - Agilent AriaMX  
Test

Test Method Used	Device Used	LOD	Allowable Criteria	Actual Result	Pass/Fail
USP 61/62†	ARIAMX PCR	2 COPIES OF DNA	PRESENCE / ABSENT	BELOW LOD	PASS
USP 61/62†	ARIAMX PCR	5 COPIES OF DNA	PRESENCE / ABSENT	BELOW LOD	PASS
USP 61/62†	ARIAMX PCR	ASP_LOD***	PRESENCE / ABSENT	BELOW LOD	PASS
USP 61/62†	ARIAMX PCR	363.05518 CFU/G**	1,000	BELOW THRESHOLD	PASS
USP 61/62†	ARIAMX PCR	0.25316 CFU/G**	10,000	BELOW THRESHOLD	PASS
USP 61/62†	ARIAMX PCR	3.41539 CFU/G**	100	BELOW THRESHOLD	PASS
USP 61/62†	ARIAMX PCR	0.32951 CFU/G**	100	BELOW THRESHOLD	PASS

† USP 61 (enumeration of bacteria TAC, TYM, and ENT/Coliform), USP 62 (identifying specific species E.coli Aspergillus etc)

\* STEC and Salmonella run as Multiplex

\*\* CFU/g Calculation based on Select Category Type Gummy MIP/Extract Flower matrix

\*\*\* Flavus = 2 Copies of DNA / Fumigatis = 2 Copies of DNA Niger = 20 Copies of DNA / Terrus = 10 copies of DNA



4001 SW 47th Avenue Suite 207  
Davie, FL 33314  
1-833-TEST-CBD  
info@greenscientificlabs.com



Dr. Andrew Hall, Ph.D., CSO & Lab Director

Green Scientific Labs uses its best efforts to deliver high quality results and to verify that the data contained therein are based on sound scientific judgment and levels listed are guidelines only and all data was reported based on standard laboratory procedures and deviations. However Green Scientific Labs makes no warranties or claims to that effect and further shall not be liable for any damage or misrepresentation that may result from the use or misuse of the data contained herein in any way. Further, Green Scientific Labs makes no claims regarding representations of the analyzed sample to the larger batch from which it was taken. Data and information in this report are intended solely for the individual(s) for whom samples were submitted and as part of our strict confidentiality policy, Green Scientific Labs can only discuss results with the original client of record.





# CERTIFICATE OF ANALYSIS

## ISO/IEC 17025:2017 ACCREDITATION #103104



Order #: 43796  
 Order Name: Full Spectrum  
 3500 Peppermint  
 Batch#: 1905M  
 Received: 12/11/2019  
 Completed: 12/18/2019



### Sample



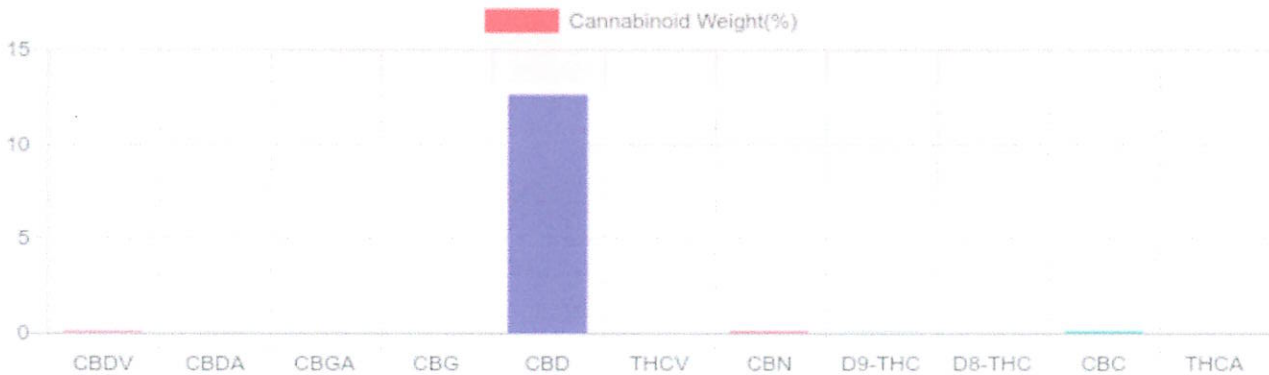
<b>0.016%</b> D9-THC	<b>12.594%</b> Total CBD
<b>3,542.4 mg</b> Cannabinoids per unit	<b>3,483.5 mg</b> CBD per unit

### Cannabinoids Test

SHIMADZU INTEGRATED UPLC-PDA  
 GSL SOP 400      PREPARED: 12/11/2019 12:03:14      UPLOADED: 12/12/2019 09:42:23

Cannabinoids	LOQ	weight(%)	mg/g	mg/unit
D9-THC	10 PPM	0.016%	0.156	4.3
THCA	10 PPM	N/D	N/D	N/D
CBD	10 PPM	12.589%	125.886	3,482.0
CBDA	20 PPM	0.006%	0.060	1.7
CBDV	20 PPM	0.041%	0.406	11.2
CBC	10 PPM	0.099%	0.986	27.3
CBN	10 PPM	0.058%	0.576	15.9
CBG	10 PPM	N/D	N/D	N/D
CBGA	20 PPM	N/D	N/D	N/D
D8-THC	10 PPM	N/D	N/D	N/D
THCV	10 PPM	N/D	N/D	N/D
TOTAL D9-THC		0.016%	0.016%	4.3
TOTAL CBD*		12.594%	125.939	3,483.5
TOTAL CANNABINOIDS		12.809%	128.070	3,542.4

1 unit = 27.66 grams per unit x Cannabinoid concentration



Reporting Limit 10 ppm  
 \*Total CBD = CBD + CBDA x 0.877  
 N/D - Not Detected, B/LOQ - Below Limit of Quantification



4001 SW 47th Avenue Suite 208  
 Davie, FL 33314  
 1-833-TEST-CBD  
 info@greenscientificlabs.com



*Andrew Hall*  
 Dr. Andrew Hall, Ph.D., CSO & Lab Director

Green Scientific Labs uses its best efforts to deliver high quality results and to verify that the data contained therein are based on sound scientific judgment and levels listed are guidelines only and all data was reported based on standard laboratory procedures and deviations. However Green Scientific Labs makes no warranties or claims to that effect and further shall not be liable for any damage or misrepresentation that may result from the use or misuse of the data contained herein in any way. Further, Green Scientific Labs makes no claims regarding representations of the analyzed sample to the larger batch from which it was taken. Data and information in this report are intended solely for the individual(s) for whom samples were submitted and as part of our strict confidentiality policy, Green Scientific Labs can only discuss results with the original client of record.

# CERTIFICATE OF ANALYSIS

## ISO/IEC 17025:2017 ACCREDITATION #103104



Order #: 43796  
 Order Name: Full Spectrum  
 3500 Peppermint  
 Batch#: 1905M  
 Received: 12/11/2019  
 Completed: 12/18/2019



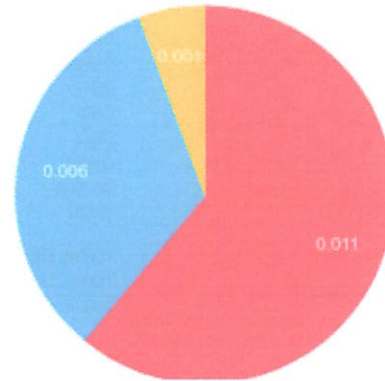
### TERPENES: TOTAL (0.018%)

Headspace GCMS - Shimadzu GCMS QP2020 with HS20

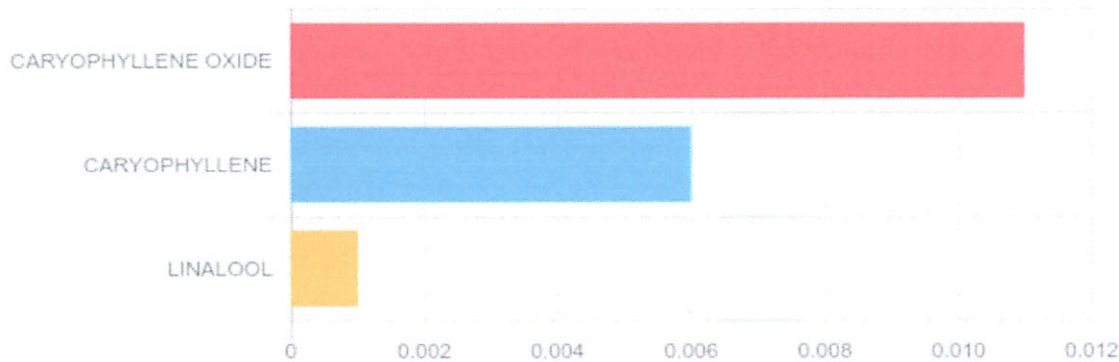
GSL SOP 404  
 Prepared: 12/11/2019 15:26:57  
 Uploaded: 12/12/2019 08:09:20

Terpene	Results (%)	LOQ (%)	LOD (%)
CARYOPHYLLENE	B/LOQ	0.0067%	0.0063%
CARYOPHYLLENE OXIDE	0.011%	0.0067%	0.0063%
LINALOOL	B/LOQ	0.0067%	0.0063%

### Terpenes Breakdown



### Top Terpenes Results:



### Tested for but not present:

ALPHA-PINENE, CAMPHENE, BETA-MYRCENE, BETA-PINENE, 3-CARENE, ALPHA-TERPINENE, TRANS-BETA-OCIMENE, LIMONENE, P-CYMENE, CIS-BETA-OCIMENE, EUCALYPTOL, GAMMA-TERPINENE, TERPINOLENE, ISOPULEGOL, GERANIOL, HUMULENE, CIS-NEROLIDOL, TRANS-NEROLIDOL, GUAJOL, ALPHA-BISABOLOL



4001 SW 47th Avenue Suite 208  
 Davie, FL 33314  
 1-833-TEST-CBD  
 info@greenscientificlabs.com



*Dr. Andrew Hall*  
 Dr. Andrew Hall, Ph.D., CSO & Lab Director

Green Scientific Labs uses its best efforts to deliver high quality results and to verify that the data contained therein are based on sound scientific judgment and levels listed are guidelines only and all data was reported based on standard laboratory procedures and deviations. However Green Scientific Labs makes no warranties or claims to that effect and further shall not be liable for any damage or misrepresentation that may result from the use or misuse of the data contained herein in any way. Further, Green Scientific Labs makes no claims regarding representations of the analyzed sample to the larger batch from which it was taken. Data and information in this report are intended solely for the individual(s) for whom samples were submitted and as part of our strict confidentiality policy, Green Scientific Labs can only discuss results with the original client of record.

# CERTIFICATE OF ANALYSIS

## ISO/IEC 17025:2017 ACCREDITATION #103104



Order #: 43796  
 Order Name: Full Spectrum  
 3500 Peppermint  
 Batch#: 1905M  
 Received: 12/11/2019  
 Completed: 12/18/2019



### PESTICIDE ANALYSIS:

GSL SOP 401

PREPARED: 12/11/2019 16:10:31

UPLOADED: 12/13/2019 07:46:21

GCMS-MS - Shimadzu GCMS-TQ8040

Pesticide	Action Level (ppm)	Results (ppm)	LOQ (ppm)	LOD (ppm)
CAPTAN	0.700	N/D	0.003	0.001
CHLORDANE	0.100	N/D	0.003	0.001
CHLORFENAPYR	0.100	N/D	0.003	0.001
COUMAPHOS	0.100	N/D	0.003	0.001
CYFLUTHRIN	2.000	N/D	0.003	0.001

Pesticide	Action Level (ppm)	Results (ppm)	LOQ (ppm)	LOD (ppm)
CYPERMETHRIN	1.000	N/D	0.003	0.001
FIPRONIL	0.100	N/D	0.003	0.001
FLUDIOXONIL	0.100	N/D	0.003	0.001
PARATHION-METHYL	0.100	N/D	0.003	0.001
PENTACHLORONITROBENZENE	0.100	N/D	0.003	0.001

LCMS-MS - Shimadzu LCMS-8060

Pesticide	Action Level (ppm)	Results (ppm)	LOQ (ppm)	LOD (ppm)
ABAMECTIN B1A	0.100	N/D	0.005	0.001
ACEPHATE	0.100	N/D	0.001	0.001
ACEQUINOCYL	0.100	N/D	0.001	0.001
ACETAMIPRID	0.100	N/D	0.005	0.001
ALDICARB	0.100	N/D	0.005	0.001
AZOXYSTROBIN	0.100	N/D	0.001	0.001
BIFENAZATE	0.100	N/D	0.005	0.001
BIFENTHRIN	3.000	N/D	0.005	0.001
BOSCALID	0.100	N/D	0.005	0.001
CARBARYL	0.500	N/D	0.003	0.001
CARBOFURAN	0.100	N/D	0.001	0.001
CHLORANTRANILIPROLE	10.000	N/D	0.005	0.005
CHLORPYRIFOS	0.100	N/D	0.001	0.001
CLOFENTEZINE	0.100	N/D	0.001	0.001
DAMINOZIDE	0.100	N/D	0.005	0.001
DIAZANON	0.100	N/D	0.001	0.001
DICHLORVOS	0.100	N/D	0.005	0.001
DIMETHOATE	0.100	N/D	0.001	0.001
DIMETHOMORPH	2.000	N/D	0.005	0.001
ETHOPROPHOS	0.100	N/D	0.001	0.001
ETOFENPROX	0.100	N/D	0.001	0.001
ETOXAZOLE	0.100	N/D	0.010	0.005
FENHEXAMID	0.100	N/D	0.005	0.001
FENOXYCARB	0.100	N/D	0.005	0.001
FENPYROXIMATE	0.100	N/D	0.001	0.001
FLONICAMID	0.100	N/D	0.025	0.010
HEXYTHIAZOX	0.100	N/D	0.005	0.001
IMAZALIL	0.100	N/D	0.005	0.001

Pesticide	Action Level (ppm)	Results (ppm)	LOQ (ppm)	LOD (ppm)
IMIDACLOPRID	5.000	N/D	0.005	0.001
KRESOXIM-METHYL	0.100	N/D	0.010	0.005
MALATHION	0.500	N/D	0.005	0.001
METALAXYL	2.000	N/D	0.001	0.001
METHIOCARB	0.100	N/D	0.005	0.001
METHOMYL	1.000	N/D	0.001	0.001
MEVINPHOS	0.100	N/D	0.001	0.001
MYCLOBUTANIL	0.100	N/D	0.005	0.001
NALED	0.100	N/D	0.005	0.001
OXAMYL	0.500	N/D	0.001	0.001
PACLOBUTRAZOL	0.100	N/D	0.005	0.001
PERMETHRINS	0.500	N/D	0.005	0.001
PHOSMET	0.100	N/D	0.005	0.001
PIPERONYL BUTOXIDE	3.000	N/D	0.001	0.001
PRALLETHRIN	0.100	N/D	0.005	0.005
PROPICONAZOLE	0.100	N/D	0.010	0.005
PROPOXUR	0.100	N/D	0.001	0.001
PYRETHRINS (PYRETHRIN I)	0.500	N/D	0.005	0.005
PYRIDABEN	0.100	N/D	0.005	0.001
SPINETORAM	0.100	N/D	0.001	0.001
SPINOSAD	0.100	N/D	0.001	0.001
SPIROMESIFEN	0.100	N/D	0.005	0.001
SPIROTETRAMAT	0.100	N/D	0.001	0.001
SPIROXAMINE	0.100	N/D	0.001	0.001
TEBUCONAZOLE	0.100	N/D	0.005	0.001
THIACLOPRID	0.100	N/D	0.001	0.001
THIAMETHOXAM	5.000	N/D	0.001	0.001
TRIFLOXYSTROBIN	0.100	N/D	0.001	0.001

N/D = Not Detected, A/LOQ = Above LOQ Level, B/LOQ = Below LOQ Level, B/LOD = Below LOD Level



4001 SW 47th Avenue Suite 208  
 Davie, FL 33314  
 1-833-TEST-CBD  
 info@greenscientificlabs.com



*Andrew Hall*  
 Dr. Andrew Hall, Ph.D., CSO & Lab Director

Green Scientific Labs uses its best efforts to deliver high quality results and to verify that the data contained therein are based on sound scientific judgment and levels listed are guidelines only and all data was reported based on standard laboratory procedures and deviations. However Green Scientific Labs makes no warranties or claims to that effect and further shall not be liable for any damage or misrepresentation that may result from the use or misuse of the data contained herein in any way. Further, Green Scientific Labs makes no claims regarding representations of the analyzed sample to the larger batch from which it was taken. Data and information in this report are intended solely for the individual(s) for whom samples were submitted and as part of our strict confidentiality policy, Green Scientific Labs can only discuss results with the original client of record.

# CERTIFICATE OF ANALYSIS

## ISO/IEC 17025:2017 ACCREDITATION #103104



**Order #:** 43796  
**Order Name:** Full Spectrum  
 3500 Peppermint  
**Batch#:** 1905M  
**Received:** 12/11/2019  
**Completed:** 12/18/2019



### RESIDUAL SOLVENTS:

Headspace GCMS - Shimadzu GCMS QP2020 with HS20

GSL SOP 405  
**Prepared:** 12/11/2019 14:55:44  
**Uploaded:** 12/12/2019 07:47:05

Residual Solvent	Action Level (ppm)	Results (ppm)	LOQ (ppm)	LOD (ppm)
ACETONE	5,000	N/D	140	20
ACETONITRILE	410	N/D	25	1
BENZENE	1	N/D	1	0.5
BUTANE	5,000	N/D	50	10
CHLOROFORM	1	N/D	1	0.5
DICHLOROETHANE	1	N/D	1	0.5
DICHLOROMETHANE	1	N/D	1	0.5
ETHANOL	5,000	N/D	140	20
ETHYL ACETATE	5,000	N/D	140	20
ETHYL ETHER	5,000	N/D	140	20
ISOPROPYL ALCOHOL	5,000	N/D	140	20
METHANOL	3,000	N/D	100	20
N-HEPTANE	5,000	N/D	140	20
N-HEXANE	290	N/D	18	10
PENTANE	5,000	N/D	140	20
PROPANE	5,000	N/D	20	1
TOLUENE	890	N/D	53	1
TRICHLOROETHENE	1	N/D	0	0
XYLENES	2,170	N/D	130	20



4001 SW 47th Avenue Suite 208  
 Davie, FL 33314  
 1-833-TEST-CBD  
 info@greenscientificlabs.com



Dr. Andrew Hall, Ph.D., CSO & Lab Director

Green Scientific Labs uses its best efforts to deliver high quality results and to verify that the data contained therein are based on sound scientific judgment and levels listed are guidelines only and all data was reported based on standard laboratory procedures and deviations. However Green Scientific Labs makes no warranties or claims to that effect and further shall not be liable for any damage or misrepresentation that may result from the use or misuse of the data contained herein in any way. Further, Green Scientific Labs makes no claims regarding representations of the analyzed sample to the larger batch from which it was taken. Data and information in this report are intended solely for the individual(s) for whom samples were submitted and as part of our strict confidentiality policy, Green Scientific Labs can only discuss results with the original client of record.

# CERTIFICATE OF ANALYSIS

## ISO/IEC 17025:2017 ACCREDITATION #103104



Order #: 43796  
 Order Name: Full Spectrum  
 3500 Peppermint  
 Batch#: 1905M  
 Received: 12/11/2019  
 Completed: 12/18/2019



### Microbial Analysis:

Microbial Analysis GSL SOP 406

Uploaded: 12/18/2019 11:40:46

PCR - Agilent AriaMX  
 Test


Test	Test Method Used	Device Used	LOD	Allowable Criteria	Actual Result	Pass/Fail
STEC E. COLI*	USP 61/62†	ARIAMX PCR	2 COPIES OF DNA	PRESENCE / ABSENT	BELOW LOD	PASS
SALMONELLA*	USP 61/62†	ARIAMX PCR	5 COPIES OF DNA	PRESENCE / ABSENT	BELOW LOD	PASS
ASPERGILLUS	USP 61/62†	ARIAMX PCR	ASP_LOD***	PRESENCE / ABSENT	BELOW LOD	PASS
YEAST AND MOLD	USP 61/62†	ARIAMX PCR	363.05518 CFU/G**	1,000	BELOW THRESHOLD	PASS
TOTAL AEROBIC BACTERIA	USP 61/62†	ARIAMX PCR	0.25316 CFU/G**	10,000	BELOW THRESHOLD	PASS
COLIFORM	USP 61/62†	ARIAMX PCR	3.41539 CFU/G**	100	BELOW THRESHOLD	PASS
ENTEROBACTERIACEAE	USP 61/62†	ARIAMX PCR	0.32951 CFU/G**	100	BELOW THRESHOLD	PASS

† USP 61 (enumeration of bacteria TAC, TYM, and ENT/Coliform), USP 62 (identifying specific species E.coli Aspergillus etc)  
 \* STEC and Salmonella run as Multiplex  
 \*\* CFU/g Calculation based on Select Category Type Gummy MIP/Extract Flower matrix  
 \*\*\* Flavus = 2 Copies of DNA / Fumigatis = 2 Copies of DNA Niger = 20 Copies of DNA / Terrus = 10 copies of DNA



4001 SW 47th Avenue Suite 208  
 Davie, FL 33314  
 1-833-TEST-CBD  
 info@greenscientifclabs.com



  
 Dr. Andrew Hall, Ph.D., CSO & Lab Director

Green Scientific Labs uses its best efforts to deliver high quality results and to verify that the data contained therein are based on sound scientific judgment and levels listed are guidelines only and all data was reported based on standard laboratory procedures and deviations. However Green Scientific Labs makes no warranties or claims to that effect and further shall not be liable for any damage or misrepresentation that may result from the use or misuse of the data contained herein in any way. Further, Green Scientific Labs makes no claims regarding representations of the analyzed sample to the larger batch from which it was taken. Data and information in this report are intended solely for the individual(s) for whom samples were submitted and as part of our strict confidentiality policy, Green Scientific Labs can only discuss results with the original client of record.

# CERTIFICATE OF ANALYSIS

## ISO/IEC 17025:2017 ACCREDITATION #103104



Order #: 43796  
Order Name: Full Spectrum  
3500 Peppermint  
Batch#: 1905M  
Received: 12/11/2019  
Completed: 12/18/2019



### Heavy Metals Analysis:

ICP-MS - Shimadzu ICPMS-2030  
GSL SOP 403

Uploaded: 12/11/2019 20:47:00

Metal	Action Level (ppb)	Result (ppb)
ARSENIC (AS)	200	B/LOQ
CADMIUM (CD)	200	B/LOQ
MERCURY (HG)	100	B/LOQ
LEAD (PB)	500	B/LOQ

Lower Limit of Quantitation (LOQ) is 75 ppb



4001 SW 47th Avenue Suite 208  
Davie, FL 33314  
1-833-TEST-CBD  
info@greenscientificlabs.com



Dr. Andrew Hall, Ph.D., CSO & Lab Director

Green Scientific Labs uses its best efforts to deliver high quality results and to verify that the data contained therein are based on sound scientific judgment and levels listed are guidelines only and all data was reported based on standard laboratory procedures and deviations. However Green Scientific Labs makes no warranties or claims to that effect and further shall not be liable for any damage or misrepresentation that may result from the use or misuse of the data contained herein in any way. Further, Green Scientific Labs makes no claims regarding representations of the analyzed sample to the larger batch from which it was taken. Data and information in this report are intended solely for the individual(s) for whom samples were submitted and as part of our strict confidentiality policy, Green Scientific Labs can only discuss results with the original client of record.

# CERTIFICATE OF ANALYSIS



Order #: 35724  
 Order Name: Full Spectrum  
 3500 Peppermint  
 Batch#: 1903J  
 Received: 09/04/2019  
 Completed: 09/10/2019



## Sample



N/D  
D9-THC

13.261%  
Total CBD

3,632.8 mg  
Cannabinoids per tincture

3,620.3 mg  
CBD per tincture

1 tincture = 27.3 grams per tincture x  
Cannabinoid concentration

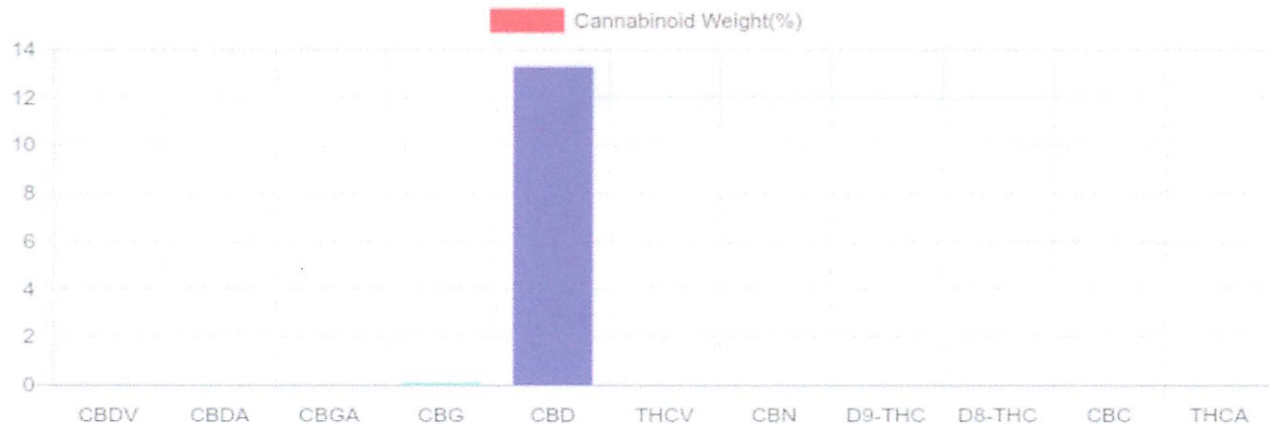
## Cannabinoids Test

SHIMADZU INTEGRATED UPLC-PDA  
 GSL SOP 400

PREPARED: 09/05/2019 15:05:49

UPLOADED: 09/06/2019 16:23:14

Cannabinoids	LOQ	weight(%)	mg/g	mg/tincture
D9-THC	10 PPM	N/D	N/D	N/D
THCA	10 PPM	N/D	N/D	N/D
CBD	10 PPM	13.261%	132.610	3,620.3
CBDA	20 PPM	N/D	N/D	N/D
CBDV	20 PPM	N/D	N/D	N/D
CBC	10 PPM	N/D	N/D	N/D
CBN	10 PPM	N/D	N/D	N/D
CBG	10 PPM	0.046%	0.458	12.5
CBGA	20 PPM	N/D	N/D	N/D
D8-THC	10 PPM	N/D	N/D	N/D
THCV	10 PPM	N/D	N/D	N/D
TOTAL D9-THC		N/D	N/D	N/D
TOTAL CBD*		13.261%	132.610	3,620.3
TOTAL CANNABINOIDS		13.307%	133.068	3,632.8



Reporting Limit 10 ppm

\*Total CBD = CBD + CBDA x 0.877

N/D - Not Detected, B/LOQ - Below Limit of Quantification



4001 SW 47th Avenue Suite 207  
 Davie, FL 33314  
 1-833-TEST-CBD  
 info@greenscientificlabs.com



Dr. Andrew Hall, Ph.D., CSO & Lab Director

Green Scientific Labs uses its best efforts to deliver high quality results and to verify that the data contained therein are based on sound scientific judgment and levels listed are guidelines only and all data was reported based on standard laboratory procedures and deviations. However Green Scientific Labs makes no warranties or claims to that effect and further shall not be liable for any damage or misrepresentation that may result from the use or misuse of the data contained herein in any way. Further, Green Scientific Labs makes no claims regarding representations of the analyzed sample to the larger batch from which it was taken. Data and information in this report are intended solely for the individual(s) for whom samples were submitted and as part of our strict confidentiality policy, Green Scientific Labs can only discuss results with the original client of record.

# CERTIFICATE OF ANALYSIS



Order #: 35724  
Order Name: Full Spectrum  
3500 Peppermint  
Batch#: 1903J  
Received: 09/04/2019  
Completed: 09/10/2019



## TERPENES: TOTAL (0.018%)

Headspace GCMS - Shimadzu GCMS QP2020 with HS20

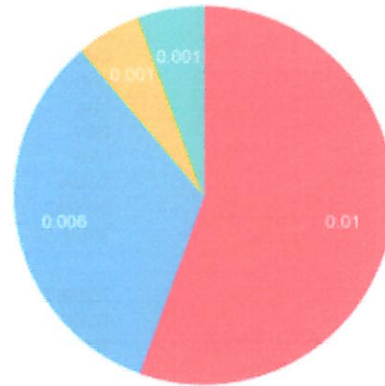
GSL SOP 404

Prepared: 09/06/2019 00:07:05

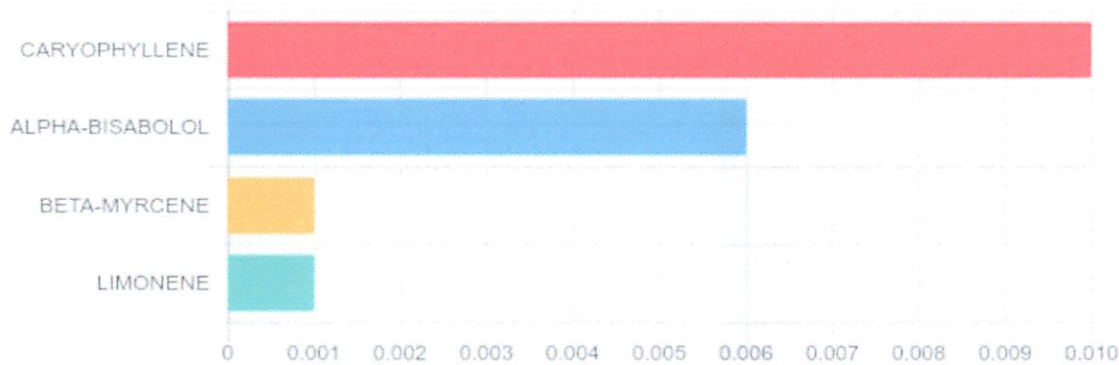
Uploaded: 09/09/2019 17:26:06

Terpene	Results (%)	LOQ (%)	LOD (%)
ALPHA-BISABOLOL	B/LOQ	0.0067%	0.0063%
BETA-MYRCENE	B/LOQ	0.0067%	0.0063%
CARYOPHYLLENE	0.010%	0.0067%	0.0063%
LIMONENE	B/LOQ	0.0067%	0.0063%

## Terpenes Breakdown



## Top Terpenes Results:



## Tested for but not present:

ALPHA-PINENE, CAMPHENE, BETA-PINENE, 3-CARENE, ALPHA-TERPINENE, TRANS-BETA-OCIMENE, P-CYMENE, CIS-BETA-OCIMENE, EUCALYPTOL, GAMMA-TERPINENE, TERPINOLENE, LINALOOL, ISOPULEGOL, GERANIOL, CIS-NEROLIDOL, TRANS-NEROLIDOL, GUAJOL, CARYOPHYLLENE OXIDE



4001 SW 47th Avenue Suite 207  
Davie, FL 33314  
1-833-TEST-CBD  
info@greenscientificlabs.com



Dr. Andrew Hall, Ph.D., CSO & Lab Director

Green Scientific Labs uses its best efforts to deliver high quality results and to verify that the data contained therein are based on sound scientific judgment and levels listed are guidelines only and all data was reported based on standard laboratory procedures and deviations. However Green Scientific Labs makes no warranties or claims to that effect and further shall not be liable for any damage or misrepresentation that may result from the use or misuse of the data contained herein in any way. Further, Green Scientific Labs makes no claims regarding representations of the analyzed sample to the larger batch from which it was taken. Data and information in this report are intended solely for the individual(s) for whom samples were submitted and as part of our strict confidentiality policy, Green Scientific Labs can only discuss results with the original client of record.



# CERTIFICATE OF ANALYSIS



Order #: 35724  
Order Name: Full Spectrum  
3500 Peppermint  
Batch#: 1903J  
Received: 09/04/2019  
Completed: 09/10/2019



## Microbial Analysis:

Microbial Analysis GSL SOP 406

Uploaded: 09/10/2019 15:36:09

PCR - Agilent AriaMX  
Test

Test Method Used	Device Used	LOD	Allowable Criteria	Actual Result	Pass/Fail
USP 61/62†	ARIAMX PCR	2 COPIES OF DNA	PRESENCE / ABSENT	BELOW LOD	PASS
USP 61/62†	ARIAMX PCR	5 COPIES OF DNA	PRESENCE / ABSENT	BELOW LOD	PASS
USP 61/62†	ARIAMX PCR	ASP_LOD***	PRESENCE / ABSENT	BELOW LOD	PASS
USP 61/62†	ARIAMX PCR	363.05518 CFU/G**	1,000	BELOW THRESHOLD	PASS
USP 61/62†	ARIAMX PCR	0.25316 CFU/G**	10,000	BELOW THRESHOLD	PASS
USP 61/62†	ARIAMX PCR	3.41539 CFU/G**	100	BELOW THRESHOLD	PASS
USP 61/62†	ARIAMX PCR	0.32951 CFU/G**	100	BELOW THRESHOLD	PASS

† USP 61 (enumeration of bacteria TAC, TYM, and ENT/Coliform), USP 62 (identifying specific species E.coli Aspergillus etc)

\* STEC and Salmonella run as Multiplex

\*\* CFU/g Calculation based on Select Category Type Gummy MIP/Extract Flower matrix

\*\*\* Flavus = 2 Copies of DNA / Furnigatis = 2 Copies of DNA Niger = 20 Copies of DNA / Terrus = 10 copies of DNA



4001 SW 47th Avenue Suite 207  
Davie, FL 33314  
1-833-TEST-CBD  
info@greenscientificlabs.com



Dr. Andrew Hall, Ph.D., CSO & Lab Director

Green Scientific Labs uses its best efforts to deliver high quality results and to verify that the data contained therein are based on sound scientific judgment and levels listed are guidelines only and all data was reported based on standard laboratory procedures and deviations. However Green Scientific Labs makes no warranties or claims to that effect and further shall not be liable for any damage or misrepresentation that may result from the use or misuse of the data contained herein in any way. Further, Green Scientific Labs makes no claims regarding representations of the analyzed sample to the larger batch from which it was taken. Data and information in this report are intended solely for the individual(s) for whom samples were submitted and as part of our strict confidentiality policy, Green Scientific Labs can only discuss results with the original client of record.



# CERTIFICATE OF ANALYSIS

## ISO/IEC 17025:2017 ACCREDITATION #103104



Order #: 32675  
 Order Name: Full Spectrum  
 3500 Peppermint 1920F  
 Batch#: Lot 1920F  
 Received: 06/24/2019  
 Completed: 06/28/2019

### Sample



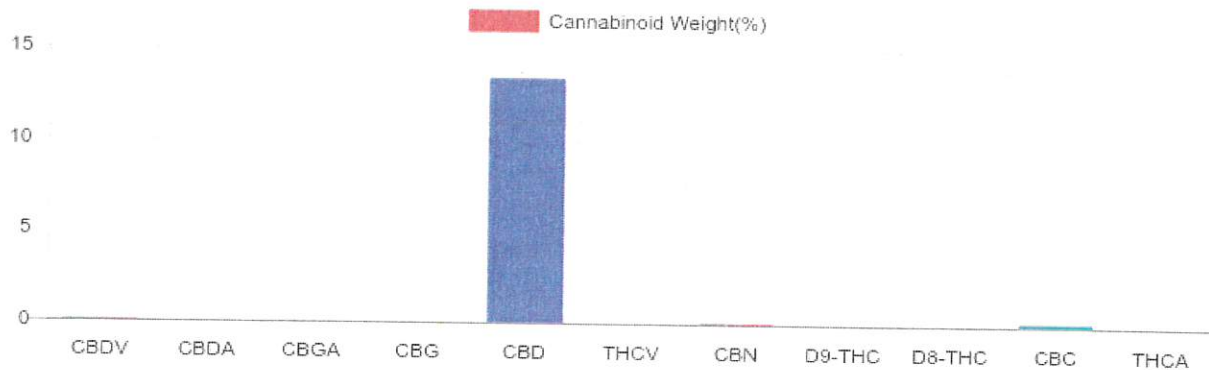
<p><b>N/D</b> D9-THC</p>	<p><b>13.353%</b> Total CBD</p>
<p><b>3,714.3 mg</b> Cannabinoids per unit</p>	<p><b>3,645.3 mg</b> CBD per unit</p>

1 unit = 27.3 grams per unit x Cannabinoid concentration

### Cannabinoids Test

SHIMADZU INTEGRATED UPLC-PDA  
 GSL SOP 400      PREPARED: 06/26/2019 15:52:46      UPLOADED: 06/27/2019 10:48:04

Cannabinoids	LOQ	weight(%)	mg/g	mg/unit
D9-THC	10 PPM	N/D	N/D	N/D
THCA	10 PPM	N/D	N/D	N/D
CBD	10 PPM	13.353%	133.529	3,645.3
CBDA	20 PPM	N/D	N/D	N/D
CBDV	20 PPM	0.038%	0.382	10.4
CBC	10 PPM	0.145%	1.449	39.6
CBN	10 PPM	0.064%	0.642	17.5
CBG	10 PPM	0.005%	0.055	1.5
CBGA	20 PPM	N/D	N/D	N/D
D8-THC	10 PPM	N/D	N/D	N/D
THCV	10 PPM	N/D	N/D	N/D
TOTAL D9-THC		N/D	N/D	N/D
TOTAL CBD*		13.353%	133.529	3,645.3
TOTAL CANNABINOIDS		13.605%	136.057	3,714.3



Reporting Limit 10 ppm  
 \*Total CBD = CBD + CBDA x 0.877  
 N/D - Not Detected, B/LOQ - Below Limit of Quantification

Dr. Andrew Hall, Ph.D., Chief Scientific Officer

Ben Witten, MS, MT., Lab Director

**Green Scientific Labs**  
 info@greenscientificlabs.com  
 1-833 TEST CBD



Green Scientific Labs uses its best efforts to deliver high quality results and to verify that the data contained therein are based on sound scientific judgment and levels listed are guidelines only and all data was reported based on standard laboratory procedures and deviations. However Green Scientific Labs makes no warranties or claims to that effect and further shall not be liable for any damage or misrepresentation that may result from the use or misuse of the data contained herein in any way. Further, Green Scientific Labs makes no claims regarding representations of the analyzed sample to the larger batch from which it was taken. Data and information in this report are intended solely for the individual(s) for whom samples were submitted and as part of our strict confidentiality policy, Green Scientific Labs can only discuss results with the original client of record.

# CERTIFICATE OF ANALYSIS

## ISO/IEC 17025:2017 ACCREDITATION #103104



Order #: 32675  
 Order Name: Full Spectrum  
 3500 Peppermint 1920F  
 Batch#: Lot 1920F  
 Received: 06/24/2019  
 Completed: 06/28/2019

### Microbial Analysis:

Microbial Analysis GSL SOP 406

Uploaded: 06/27/2019 12:23:36

PCR - Agilent AriaMX

Test	Test Method Used	Device Used	LOD	Allowable Criteria	Actual Result	Pass/Fail
STEC E.COLI*	USP 61/62†	ARIAMX PCR	2 COPIES OF DNA	PRESENCE / ABSENT	BELOW LOD	PASS
SALMONELLA*	USP 61/62†	ARIAMX PCR	5 COPIES OF DNA	PRESENCE / ABSENT	BELOW LOD	PASS
ASPERGILLUS	USP 61/62†	ARIAMX PCR	ASP_LOD***	PRESENCE / ABSENT	BELOW LOD	PASS
YEAST AND MOLD	USP 61/62†	ARIAMX PCR	363.05518 CFU/G**	1,000	BELOW THRESHOLD	PASS
TOTAL AEROBIC BACTERIA	USP 61/62†	ARIAMX PCR	0.25316 CFU/G**	10,000	BELOW THRESHOLD	PASS
COLIFORM	USP 61/62†	ARIAMX PCR	3.41539 CFU/G**	100	BELOW THRESHOLD	PASS
ENTEROBACTERIACEAE	USP 61/62†	ARIAMX PCR	0.32951 CFU/G**	100	BELOW THRESHOLD	PASS

† USP 61 (enumeration of bacteria TAC, TYM, and ENT/Coliform), USP 62 (identifying specific species E.coli Aspergillus etc)

\* STEC and Salmonella run as Multiplex

\*\* CFU/g Calculation based on Select Category Type Gummy MIP/Extract Flower matrix

\*\*\* Flavus = 2 Copies of DNA / Fumigatis = 2 Copies of DNA Niger = 20 Copies of DNA / Terrus = 10 copies of DNA

Dr. Andrew Hall, Ph.D., Chief Scientific Officer

Ben Witten, MS, MT., Lab Director

**Green Scientific Labs**  
 info@greenscientificlabs.com  
 1-833 TEST CBD



Green Scientific Labs uses its best efforts to deliver high quality results and to verify that the data contained therein are based on sound scientific judgment and levels listed are guidelines only and all data was reported based on standard laboratory procedures and deviations. However Green Scientific Labs makes no warranties or claims to that effect and further shall not be liable for any damage or misrepresentation that may result from the use or misuse of the data contained herein in any way. Further, Green Scientific Labs makes no claims regarding representations of the analyzed sample to the larger batch from which it was taken. Data and information in this report are intended solely for the individual(s) for whom samples were submitted and as part of our strict confidentiality policy, Green Scientific Labs can only discuss results with the original client of record.